

NUMIX SPOT PUTTY

PRODUCT DESCRIPTION

Fine-textured knifing filler for filling minor surface flaws and scratch marks in car and commercial vehicle bodies. Designed for new work as well as for repairs. Excellent wet and dry sand ability properties.

FEATURES

- 01. Suitable for the smallest scratch or pinholes.
- 02. Allows for easy sanding, leaving a smooth finish
- 03. Gives easy and fast filling
- 04. Can be sanded or recoated quickly





SUITABLE SUBSTRATES:

Numix Spot Putty is suitable to filling minor surface flaws and scratch marks in car and commercial vehicle bodies. Fully cured 2K Primer or epoxy primer surfacer sanded and cleaned

SURFACE PREPARATION:

Abrade the surface by using minimum P400 dry 600 wet sanding grit as the final step. Before to any surface preparation, degrease the repair area using Numix cleaner. Use clean quality tack rags or wiping towels, one for wetting and one for drying. Wipe cleaner off before it can evaporate.

Technical Tips:

	<p>It is strongly recommended to use appropriate personal protection equipment during application to avoid respiratory, skin and eye irritation.</p>
	<p>Use Numix Cleaner to remove grease, oil and other contaminants. Use clean quality tack rags or wiping towels, one for wetting and one for drying</p>
	<p>Use orbital sander machine for fast work and excellent finish.</p>
	<p>Stirred the material properly before use.</p>








TECHNICAL DATA SHEET

(Professional Use Only)

TECHNICAL DATA

Type	Nitrocellulose
Color	Dark Beige
Finish	Smooth / Matt
Volume Solid by Weight %	50± 1%
Specific Gravity	1.57 ± 0.05
Theoretical Spreading Rate	Depends on surface and thickness
Flash Point	Approx. 7°C
Volatile organic compounds (VOC)	431.0 gm/liter

PRODUCT PREPARATION:

	Mixing ratio	Comes ready to use – mixing not required	
	Pot life at 25°C	Not applicable	
	Application	Apply a thin coat to fill little imperfections (holes/scratches).	
	Drying time @25 ° C	Subsequent coats can be applied after intervals of approximately 10 minutes at 25°C.	
	Dry sanding	10 – 15 Minutes	Sanding paper grade
			Abrade the surface by using minimum P400-P500dry sanding grit as the final step.
	Wet sanding	10 – 15 Minutes	Abrade the surface by using minimum P800-P1000 wet sanding grit as the final step.
	Re -coating	After sanding it can be finished with a Numix 1K base coat or 2K top coat	

MISCELLANEOUS DATA

STORAGE: The product must be stored according to National Regulations. The product should be kept in cool and well ventilated place, protected from heat and direct sunlight at temp 5-35°C. Containers must be kept tightly closed.

SAFETY / HEALTH: Ensure good ventilation during application and drying. Avoid contact with skin and eyes. While painting it is advisable to wear eye protector. In case of contact with eyes, rinse immediately with plenty of water and seek medical advice. To remove splashes from skin; use soap and water or a recognized skin cleaner. Keep out of reach of children.

NOTE: We warranty the quality of our product and this data sheet represents test results and practical experience obtained under controlled conditions. We reserve the right to change data without prior notice.