

NUMIX H.S ANTI-SCRATCH CLEAR COAT

PRODUCT DESCRIPTION

Numix H.S anti- scratch is a new generation HS 2K clear coat made with acrylic polymer Resin based with low VOC compatible with All standard painting systems and which Offers high gloss level and excellent resistance Car wash brush excellent resistance to chemical And solvent. Excellent scratches impacts, Atmosphere and UV resistance does not yellow Or feel off with again







FEATURES

- 01. Combines very easy application with. reduced sagging of risks.
- 02. Excellent durability good hold-out and gloss retention.
- 03. Delivers excellent scratch chemical and weather resistance base on a high-build resin technology.
- 04. Mirror effect with good ODI appearance
- 05. Provide maximum performance.

SUITABLE SUBSTRATES:

As a finishing coat for car refinish for protection over the Numix base coat. Where gloss and color retention are required.

Technical Tips:

	<p>It is strongly recommended to use appropriate personal protection equipment during application to avoid respiratory, skin and eye irritation.</p>
	<p>Use Numix Cleaner to remove grease, oil and other contaminants. Use clean quality tack rags or wiping towels, one for wetting and one for drying with wipe on wipe off.</p>
	<p>Stirred the material properly before use.</p>
	<p>Product Mixing: The choice of Hardener and Thinner should be made according to application temperature and size of repair. For Mixing use Numix scale.</p>
	<p>Always Use filter paper to avoid the risk of dust particles.</p>
	<p>Clean the gun properly after usage. (with National lacquer thinner)</p>









TECHNICAL DATA SHEET

(Professional Use Only)

TECHNICAL DATA

Color	Clear
Finish	Glossy (96 – 98 @ 60°).
Viscosity (25°C)	8 -10 Poise.
Specific Gravity	1.02 ± 0.05
Solid by Weight %	50 ± 1 %
Theoretical Spreading Rate	14.0 m ² /Liter
Flash Point	31° C when mixed
Impact	50 cm forward / 50 cm backward
Scratch	Pass
Flexibility	7.5 – 10 mm
Volatile Organic Compound (VOC)	400 g/L

PRODUCT PREPARATION:

	Mixing ratio	Numix Ant-Scratch Hardener Ant-Scratch Numix 2K Thinner	Mix By Volume			
			2 1 0-5%			
	Pot life at 25°C	5Hrs				
	Spray viscosity at 25°C	DIN 4 FORD 4 AFNOR 4	17-20s 17-20 s 19-22s			
	Spray equipment	Type of Gun	Nozzle Size	Distance	Pressure	
		Gravity Feed	1.4-1.5	15-20	3-4 bar	
		Suction feed	1.4-1.5	15-20	3-4 bar	
		HVLP	1.3-1.4	15-20	2 bar	
	Number of coats	2 Coats				
	Flash time	5-10 min between coats or wet-in-wet 15min before bake.				
	DFT	30-35 microns ≈ 1.4 mils. Depends No. of coats				
	Drying time 25°C	Dry Dust free	Dry to Handel	Dry to Polish	Recoating Interval	
		1 hrs.	6-8 hrs.	24 hrs.	24 hrs	
	IR Drying	Distance	Half Power	Full Power	*Guideline form short / Medium wave IR equipment	
		80 cm.	5 min	15-20 min		

TECHNICAL DATA SHEET

(Professional Use Only)

ADDITIONAL DATA:

Polishing: Dust and minor imperfections can be polished out after the indicated air-dry times, or after 2 hours cool down time following the full bake at 60°C object temperature. Carefully sand out dust particles and restore the surface according polishing recommendations. Carefully de-nib using P1500 or finer with soap and water; blow air & dry the sanded area. Machine sanding with P3000 is recommended to avoid sanding marks & minimize orange peel effect (use of soft interface pad is recommended at speed 1500 rpm) Compound using Fast cut compounding paste with a wool compounding pad and an air or electric buffer at 1400 to 2000 rpm. Polish using standard fine polishing paste with a foam polishing pad and an air or electric buffer at 1400 to 2000 rpm (reduce pressure as polish begins to dry and buff to a high gloss). Remove any remaining residue using Detailing Cloth.

Notes: *Recommended for better results (especially if the polishing process is being carried out after 48 hours). Polishing preferably needs to be carried out within 48 hours as longer waiting time will results in increased hardness of the paint film thereby making polishing harder as well. Polishing can be done mechanically (preferable) or manually. Clear is a hard & scratch resistant clear coat and so to get excellent results especially for gloss restoration, polishing needs to be done as per the recommended procedure especially if it done after longer curing time after application of the clear coat.

MISCELLANEOUS DATA

STORAGE: The product must be stored according to National Regulations. The product should be kept in cool and well ventilated place, protected from heat and direct sunlight at temp 5-35°C. Containers must be kept tightly closed.

SAFETY / HEALTH Ensure good ventilation during application and drying. Avoid contact with skin and eyes. While painting it is advisable to wear eye protector. In case of contact with eyes, rinse immediately with plenty of water and seek medical advice. To remove splashes from skin; use soap and water or a recognized skin cleaner. Keep out of reach of children.

NOTE: We warranty the quality of our product and this data sheet represents test results and practical experience obtained under controlled conditions. We reserve the right to change data without prior notice.