

# NUMIX PEEL-OFF PAINT

## PRODUCT DESCRIPTION

Numix Peel-Off is a one component easy to remove water-based peel-able coating. It is used to temporary customize your vehicles. It is easy to Peel-off and safe to wash.

## FEATURES

1. Peel-able, easy to remove.
2. Easy application.
3. Excellent adhesion.
4. Sand-able.

**Note:** Recommended to remove within 6 months.







### SUITABLE SUBSTRATES:

Numix Peel-Off is suitable to apply over previously painted 1K and 2K, old or original paint work, all existing OEM finishes.

### SURFACE PREPARATION:

Clean the substrate w/ water and soap, make sure the substrate is free from wax and silicone. Substrate temperature should be minimum 20°C to maximum 40°C, to avoid orange peel. Cover and mask off any areas that should not be painted with tape, plastic sheeting, etc. Begin removing tape and other masking immediately after the last coat has been applied to keep clean edges. If you wait too long, the coating may adhere too much to the tape.

### Technical Tips:

	It is strongly recommended to use appropriate personal protection equipment during application to avoid respiratory, skin and eye irritation.
	Use <b>Numix Cleaner</b> to remove grease, oil and other contaminants. Use clean quality tacking rags or wiping towels, one for wetting and one for drying
	Stirred the material properly before use.
	<b>Product Mixing:</b> The choice of water should be made according to mixing ratio
	Always Use filter paper to avoid the risk of dust particles.
	Clean the gun properly after usage with normal water









# TECHNICAL DATA SHEET

(Professional Use Only)

## TECHNICAL DATA

Color	Milky White/Clear after drying
Finish	Matt
Viscosity (25°C)	120 seconds on FCB4 cup
Specific Gravity	1.03 Kg/Liter.
Solid by Weight %	31 – 33%
Theoretical Spreading Rate	7 - 8 m <sup>2</sup> /Liter
Flash Point	N/A
Volatile organic compounds (VOC)	5-10 gm/liter

## PRODUCT PREPARATION:

	<b>Mixing ratio</b>	Numix Peel off Paint Numix DM Water	1 10 %		
	<b>Pot life at 25°C</b>	Not applicable	Not applicable		
	<b>Spray viscosity at 25°C</b>	FCB4 cup	120 seconds		
	<b>Spray equipment</b>	Type of Gun Gravity Feed Suction feed HVLP	Nozzle Size 1.6-2.0 1.6-2.0 1.6-1.8	Distance 15-20 15-20 15-20	Pressure 2-3 bar 2-3 bar 1.5-2 bar
	<b>Number of coats</b>	7-9 Coat Spray slowly and steadily.			
	<b>Flash time</b>	20 minutes interval for each coat up to 7 coats Till flat between coats			
	<b>DFT</b>	N/A			
	<b>Drying time 25°C</b>	Dry Dust free 30 minuets	Dry to Handel 1 hrs.	Dry to Sand 12 hrs.	Recoating Interval 15 hrs.
	<b>Wet sanding</b>	Wet P800 – P1200 Remove all traces of sanding dust.			
	<b>Note</b>	Followed by 2 coats of Auto base or Autocryl. Apply 2 coats of MS Clear/HS Clear if Auto base is applied. <i>*Applying 1K primer is optional.</i>			

## TECHNICAL DATA SHEET

(Professional Use Only)

---

### ADDITIONAL DATA:

The surface should be clean and dry at the time of application and its temperature must be above the dew point to avoid condensation. If wet sanding, allow water to evaporate. Apply heat to ensure water has evaporated to prevent humidity blistering overtime.

### METHOD TO REMOVE PEEL-OFF PAINT:

When desired, Peel Coat can be easily peeled off from the surface to remove. No need to use a scraper or other such tool that could mar the surface. Simply use the pads of your fingertips, roll back the coating working from the edge, inwards toward the center of the coated object. Once the edge is lifted, grab the coating and begin to slowly peel back the coating working towards the center of the object. For best results, maintain a slow, even pull and don't over stretch the film. It is recommended that Peel coat not remain on a surface for more than 6 months.

### PACKAGING:

Peel-off Paint is available in 1 US gallon & 1Ltr Water

### MISCELLANEOUS DATA

#### STORAGE:

The product must be stored according to National Regulations. The product should be kept in cool and well ventilated place, protected from heat and direct sunlight at temp 5-35°C. Containers must be kept tightly closed.

#### SAFETY / HEALTH:

Ensure good ventilation during application and drying.  
Avoid contact with skin and eyes. While painting it is advisable to wear eye protector. In case of contact with eyes, rinse immediately with plenty of water and seek medical advice. To remove splashes from skin; use soap and water or a recognized skin cleaner. Keep out of reach of children.

NOTE: We warranty the quality of our product and this data sheet represents test results and practical experience obtained under controlled conditions. We reserve the right to change data without prior notice.